

ATTR36
All Terrain Trolley
by IntelliStage™



ATTR36

All Terrain Trolley

by IntelliStage™



Contents

Introduction	1
About the All Terrain Trolley	1
Loading Configuration	1
Important Safety Instructions	1
Parts & Hardware	2
Assembly Instructions	2
Loading Capacity	2
Warranty	Back Cover

Introduction

We do one thing and do it well – build products that make your life easier. Crafting innovative, quality products is our calling and we take it seriously. Strong, lightweight and versatile, your **All Terrain Trolley™** system is crafted out of the finest materials available and put through our grueling quality check before it ships out the door.

We thank you for your purchase and know that your **All Terrain Trolley™** system will definitely steal the show! However, if you should require any assistance or service, you'll find that we take as much pride in supporting our products as we do in designing and building them.


About the All Terrain Trolley

The **All Terrain Trolley™** is the ultimate in versatility, ruggedness and perfect for outdoor concerts, performances and large exhibits. The **All Terrain Trolley™** series consists of lightweight aluminum truss frames and large casters that can be locked in place for loading and unloading as well as storage.

The **All Terrain Trolley™** series is capable of storing platforms, guardrails, side panels, stair packages, legs and leg extension tubes (locations shown at right). Individual trolley carrying capacities, options and compatibility vary between models.

Please consult your local **All Terrain™** dealer or visit allterrain.intellistage.com for product inquiries and recommended stage to trolley pairings.

Loading Configuration



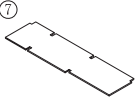
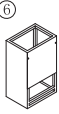
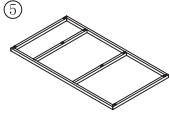
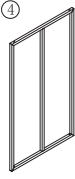
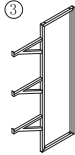

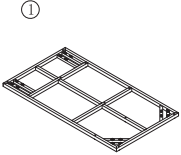
*For reference only.
Models may vary.*



Important Safety Instructions:



- 1.) Intended for operation by qualified adults and professionals
- 2.) Do not exceed the maximum listed product capacities
- 3.) Make sure all components are secured before transportation
- 4.) When not in use, lock the caster wheels to prevent movement
- 5.) **Only use on relatively smooth, level ground**

Parts & Hardware:

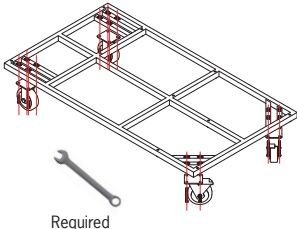
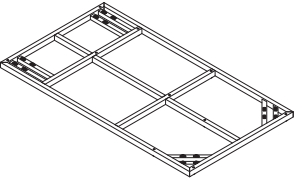




Wrench (1pcs)

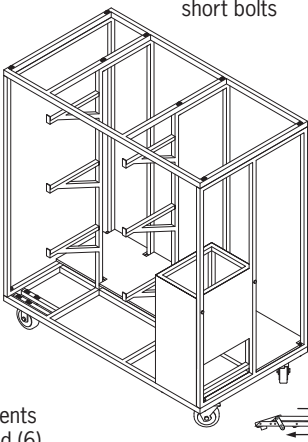
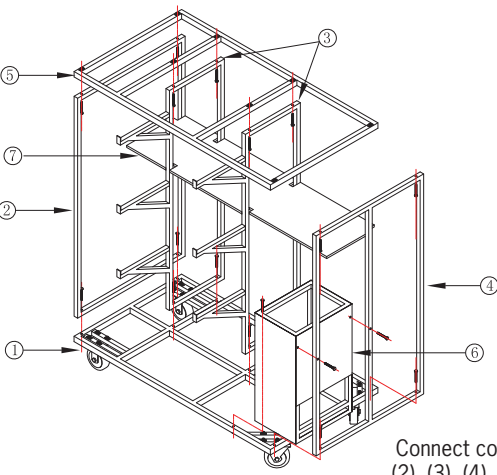
Short Bolts (16pcs)
Long Bolts (20pcs)

Assembly Instructions:



Required

Connect caster wheels to frame (1) using 16 short bolts



Connect components (2), (3), (4), (5) and (6) using 20 long bolts

Collapse stairs before loading onto trolley

Loading Capacity:

Maximum Capacity*	
Platforms	Up to 6 pcs (dependant on Stairs)
Side Panels	Up to 17 pcs (dependant on Guardrails)
Guardrails	Up to 8 pcs (dependant on Side Panels)
Leg Bases / Extension Tubes	Up to 12 pcs
Stairs	Up to 1 pc (dependant on Platforms)

**Actual capacity depends on available space and may be limited by other components*

Limited 2 Year Warranty

Road Ready warrants to the original owner of each new IntelliStage All Terrain product, for a period of 2 years from the date of purchase, (provided that is purchased at an Authorized IntelliStage Dealer) that is free of defects in materials and workmanship and that each product meets or exceeds all factory published specifications. This warranty is void if the product has been tampered with or misused beyond reasonable wear, and shall not apply if the product has been physically damaged. Improper handling, set-up or use of this unit could cause it to fail which could lead to serious injury or death. Please be sure to read, understand and follow all operating instructions and weight load information in this manual before using this product. Do not allow children or untrained persons to use this product. There are no obligations of liability on the part of Road Ready for any personal injuries, death, consequential damage or any other indirect damages with respect to, loss of property, revenues, profit or costs of removals, installations or reinstallations arising out of, or in connection with, the use or performance of an IntelliStage All Terrain product.



All Terrain Staging by IntelliStage™
12662 Corral Place ★ Santa Fe Springs CA 90670
Ph: 562.906.6185 ★ Fax: 562.906.6186
Email: usa@intellistage.com ★ www.IntelliStage.com